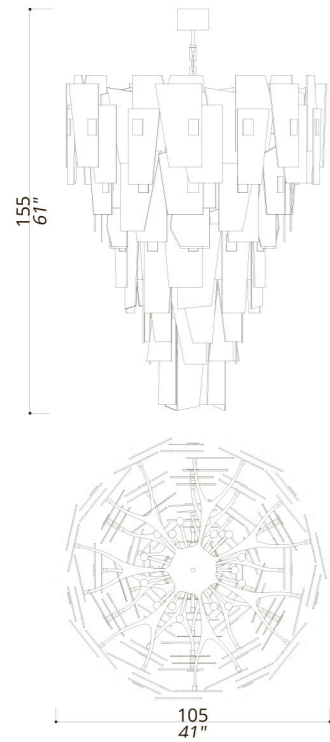


SLIVER



1711-BB-AF

CHANDELIER

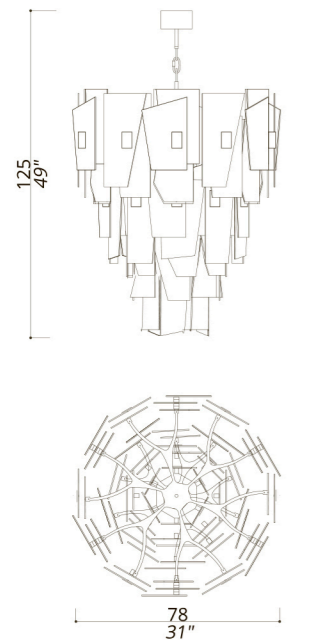
COMPOSITION OF TRANSPARENT AND SATIN GLASS. 50 CENTIMETRES OF CHAIN INCLUDED.

26 LIGHTS
TYPE G9

STRUCTURE IN F_13 (BURNISHED BRASS FINISH) AND CONNECTION BOX, DETAILS IN F_12 (BURNISHED & BRUSHED BRASS). AMBER AND FUMÉ GLASS IN TRANSPARENT AND SATINED FINISH COMPOSITION SHADES. INNER SATIN LIGHT DIFFUSERS INCLUDED.

1711-BB-AFT

STRUCTURE, CONNECTION BOX AND DETAILS IN F_12 (BURNISHED & BRUSHED BRASS). AMBER AND FUMÉ GLASS IN TRANSPARENT FINISH COMPOSITION SHADES. INNER SATIN LIGHT DIFFUSERS INCLUDED.



1712-BB-AF

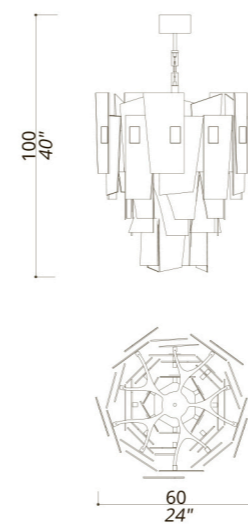
CHANDELIER

COMPOSITION OF TRANSPARENT AND SATIN GLASS. 50 CENTIMETRES OF CHAIN INCLUDED.

14 LIGHTS
TYPE G9

STRUCTURE IN F_13 (BURNISHED BRASS FINISH) AND CONNECTION BOX, DETAILS IN F_12 (BURNISHED & BRUSHED BRASS). AMBER AND FUMÉ GLASS IN TRANSPARENT AND SATINED FINISH COMPOSITION SHADES. INNER SATIN LIGHT DIFFUSERS INCLUDED.

SLIVER



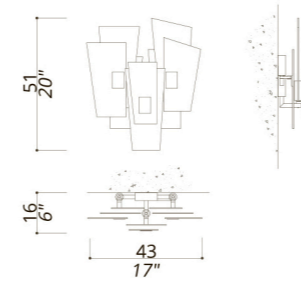
1713-BB-AF

CHANDELIER

COMPOSITION OF TRANSPARENT AND SATIN GLASS. 50 CENTIMETRES OF CHAIN INCLUDED.

8 LIGHTS
TYPE G9

STRUCTURE IN F_13 (BURNISHED BRASS FINISH) AND CONNECTION BOX, DETAILS IN F_12 (BURNISHED & BRUSHED BRASS). AMBER AND FUMÉ GLASS IN TRANSPARENT AND SATINED FINISH COMPOSITION SHADES. INNER SATIN LIGHT DIFFUSERS INCLUDED.



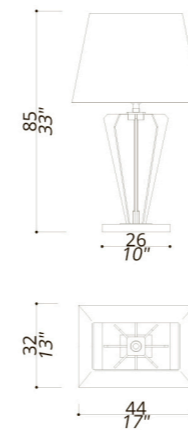
1723-BB-AF

WALL LAMP

COMPOSITION OF TRANSPARENT AND SATIN GLASS.

3 LIGHTS
TYPE G9

STRUCTURE IN F_13 (BURNISHED BRASS FINISH) AND CONNECTION BOX, DETAILS IN F_12 (BURNISHED & BRUSHED BRASS). AMBER AND FUMÉ GLASS IN TRANSPARENT AND SATINED FINISH COMPOSITION SHADES. INNER SATIN LIGHT DIFFUSERS INCLUDED.



1731-BB-22AF

TABLE LAMP

COMPOSITION OF TRANSPARENT AND SATIN GLASS.

1 LIGHT
TYPE E27

AMBER AND FUMÉ GLASS CENTER STRUCTURE. DETAILS IN F_10 (NATURAL BRASS); METAL BASE IN F_13 (BURNISHED BRASS FINISH). SHADE IN TS_22 (IVORY TREVIRA WAVE).